

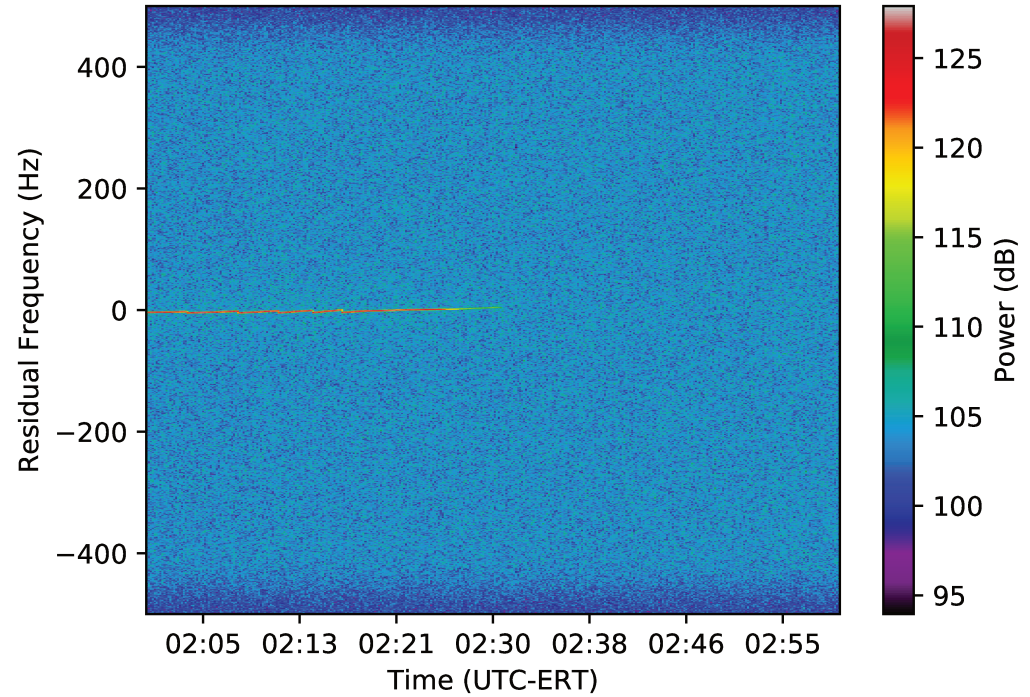
Plot Creation Date = 2022-109 05:15:34

Start Time = 2021-320 02:00:01.000  
End Time = 2021-320 03:00:00.000  
Pass Number = 0319  
Spacecraft ID = 202  
DSS ID = 35 (SPC 40)  
RSR ID = 34 Sub 84 (OLR4 Subchannel 84)  
Downlink Band = X-band  
Uplink Band = X-band  
Sampling Rate = 1000 Hz  
Sampling Resolution = 16 bits

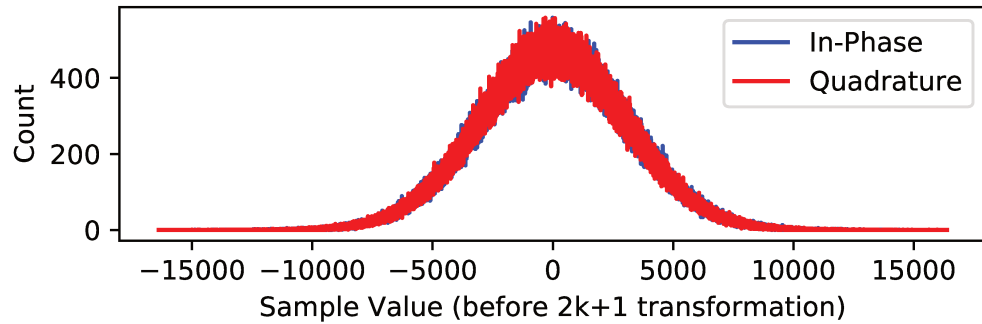
Integration settings used in plots:

FFTNA = 10  
FFTNP = 1000  
FFTZF = 4  
Integration Time = 10.00 sec

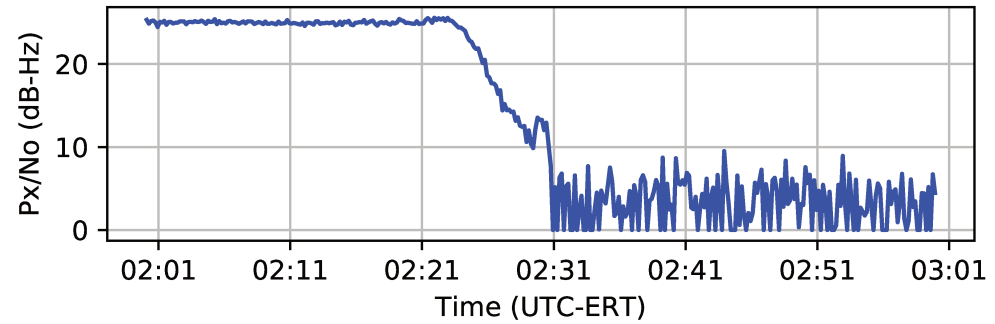
Spectrogram



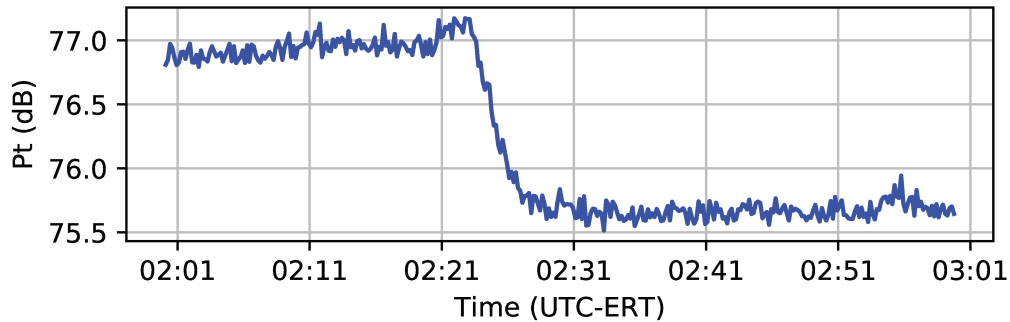
Histogram of 3600000 Samples



Signal-to-Noise of Peak Signal



Total Power in the Recording Band



Residual Frequency of Peak Signal

