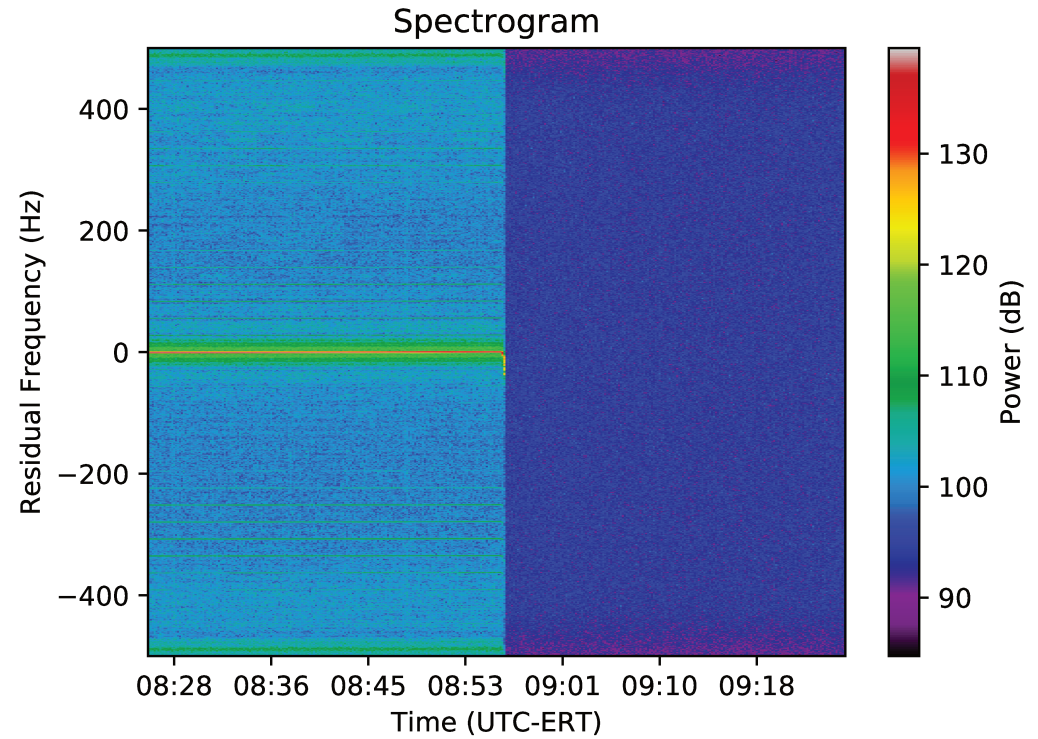


Plot Creation Date = 2022-192 17:33:10

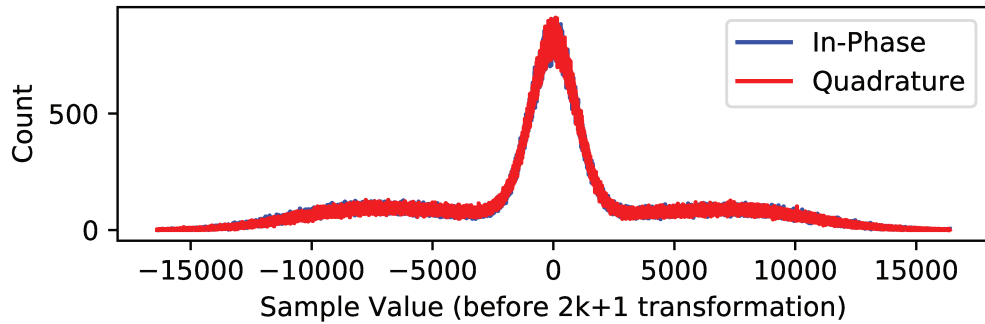
Start Time = 2022-088 08:26:01.000
 End Time = 2022-088 09:26:00.000
 Pass Number = 0088
 Spacecraft ID = 202
 DSS ID = 56 (SPC 60)
 RSR ID = 38 Sub 118 (OLR8 Subchannel 118)
 Downlink Band = X-band
 Uplink Band = X-band
 Sampling Rate = 1000 Hz
 Sampling Resolution = 16 bits

Integration settings used in plots:

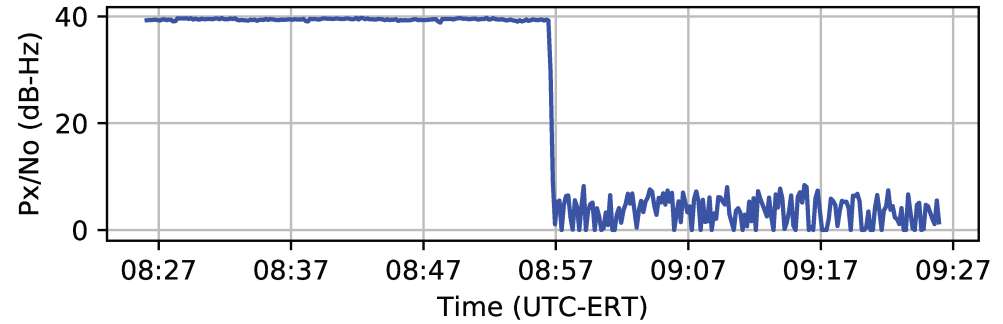
FFTNA = 10
 FFTNP = 1000
 FFTZF = 4
 Integration Time = 10.00 sec



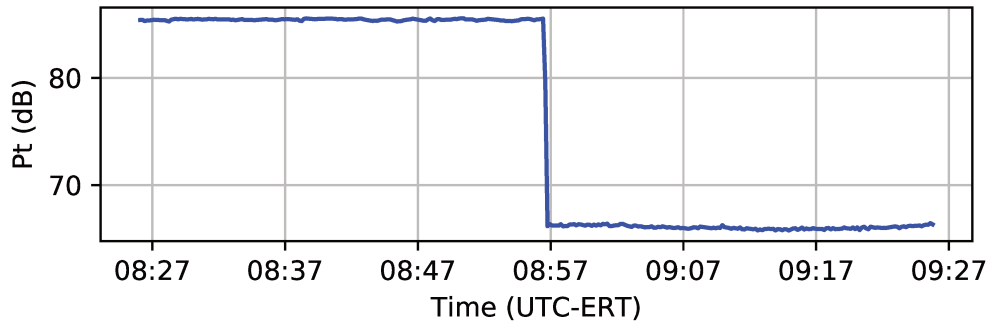
Histogram of 3600000 Samples



Signal-to-Noise of Peak Signal



Total Power in the Recording Band



Residual Frequency of Peak Signal

