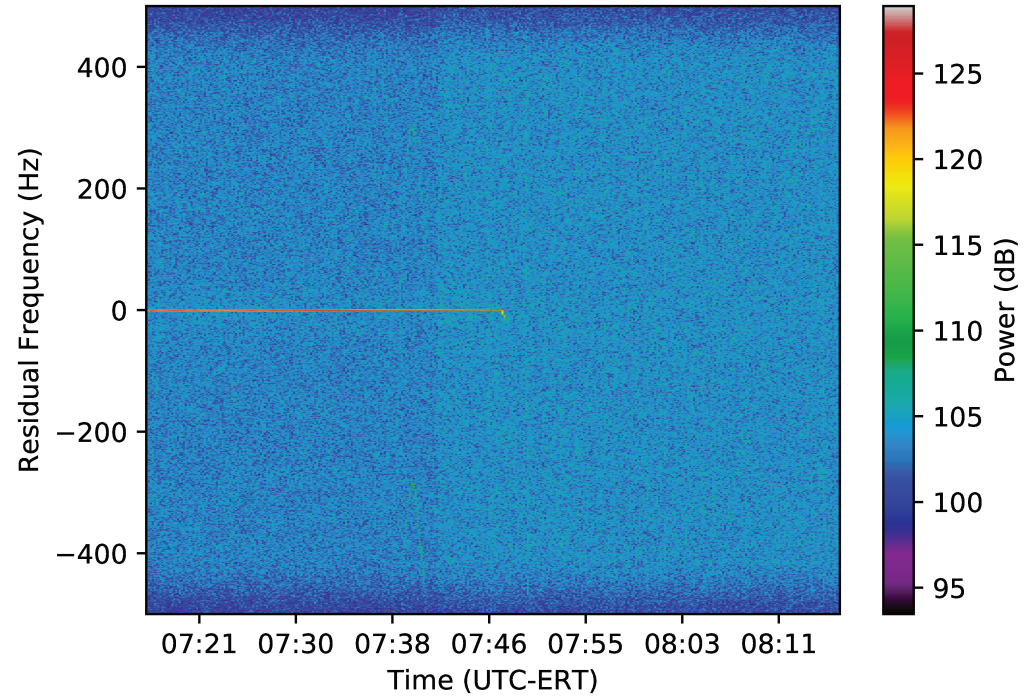


Plot Creation Date = 2022-289 06:38:44

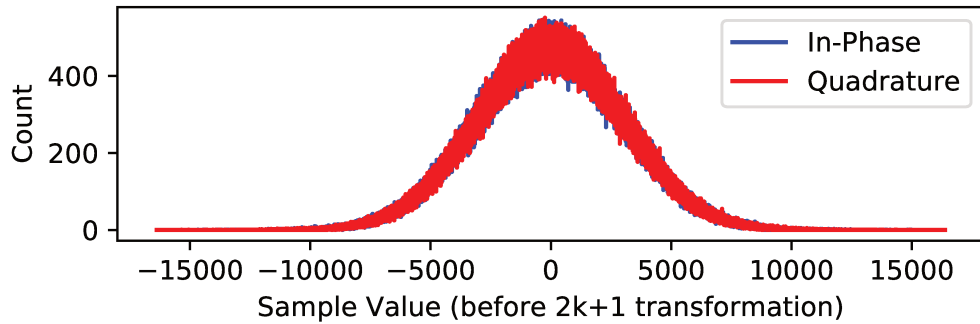
Start Time = 2022-201 07:17:01.000  
End Time = 2022-201 08:17:00.000  
Pass Number = 0201  
Spacecraft ID = 202  
DSS ID = 53 (SPC 60)  
RSR ID = 38 Sub 112 (OLR8 Subchannel 112)  
Downlink Band = X-band  
Uplink Band = X-band  
Sampling Rate = 1000 Hz  
Sampling Resolution = 16 bits

Integration settings used in plots:  
FFTNA = 10  
FFTNP = 1000  
FFTZF = 4  
Integration Time = 10.00 sec

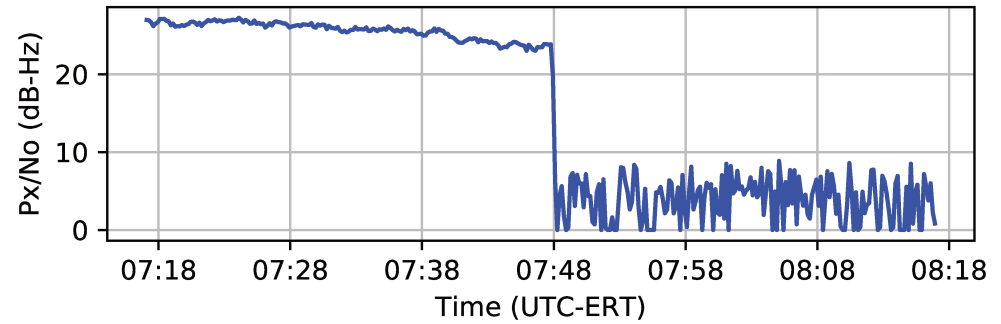
Spectrogram



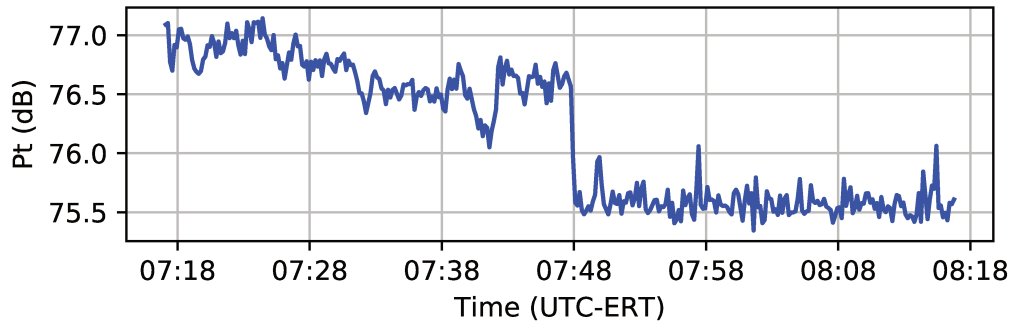
Histogram of 3600000 Samples



Signal-to-Noise of Peak Signal



Total Power in the Recording Band



Residual Frequency of Peak Signal

