

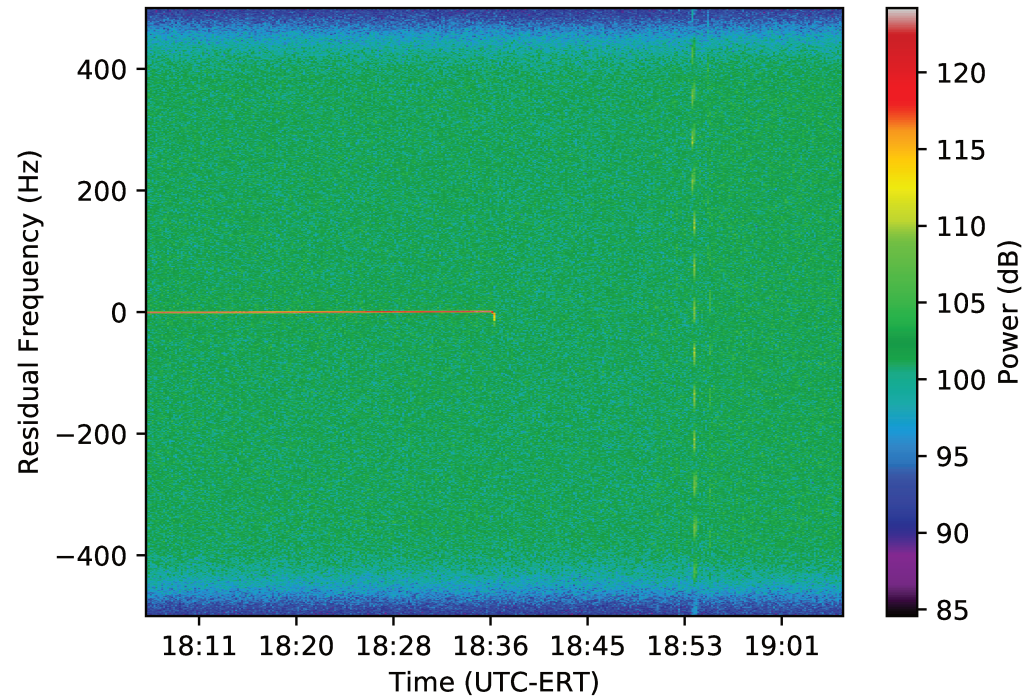
Plot Creation Date = 2022-289 06:39:16

Start Time = 2022-201 18:07:01.000  
 End Time = 2022-201 19:07:00.000  
 Pass Number = 0201  
 Spacecraft ID = 202  
 DSS ID = 35 (SPC 40)  
 RSR ID = 38 Sub 120 (OLR8 Subchannel 120)  
 Downlink Band = X-band  
 Uplink Band = X-band  
 Sampling Rate = 1000 Hz  
 Sampling Resolution = 16 bits

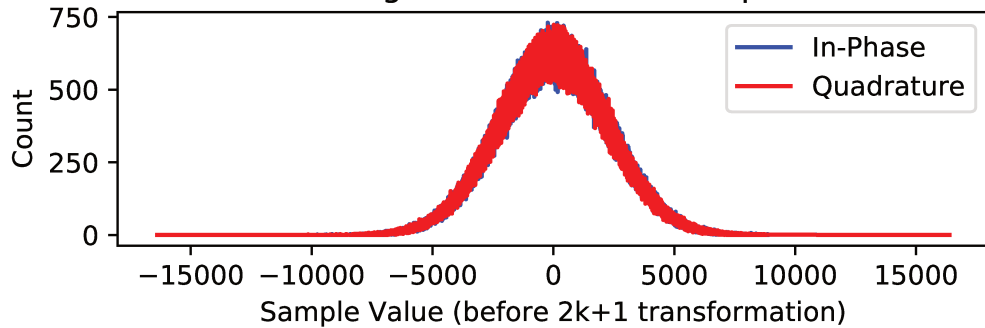
Integration settings used in plots:

FFTNA = 10  
 FFTNP = 1000  
 FFTZF = 4  
 Integration Time = 10.00 sec

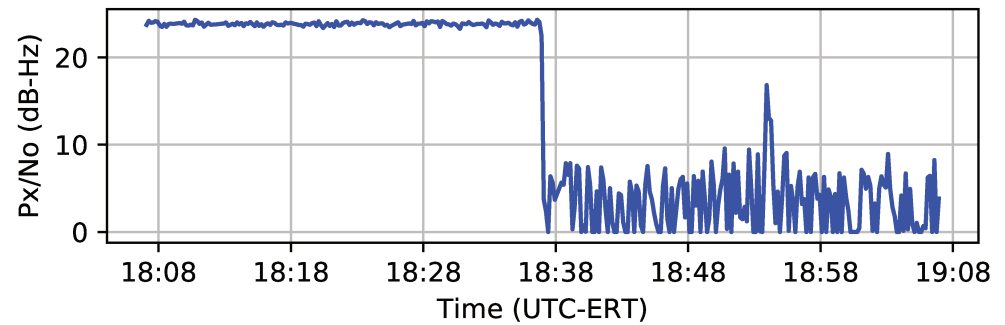
Spectrogram



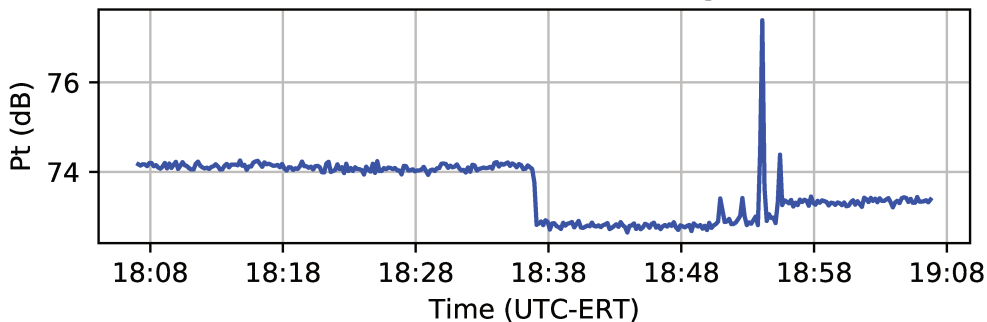
Histogram of 3600000 Samples



Signal-to-Noise of Peak Signal



Total Power in the Recording Band



Residual Frequency of Peak Signal

