

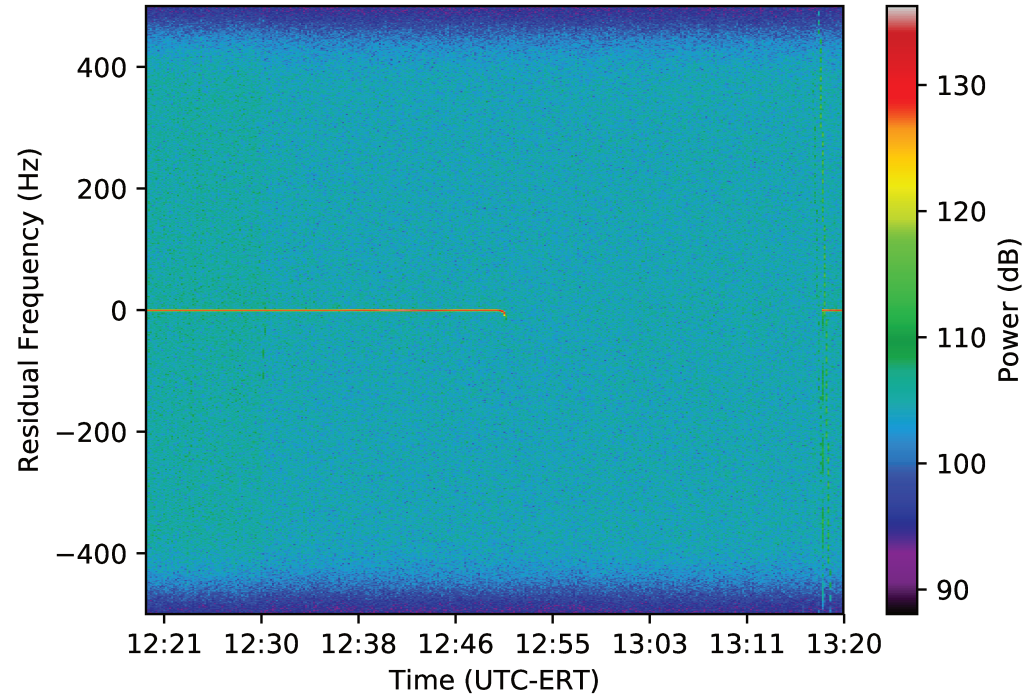
Plot Creation Date = 2023-011 20:49:25

Start Time = 2022-231 12:20:01.000
End Time = 2022-231 13:20:00.000
Pass Number = 0231
Spacecraft ID = 202
DSS ID = 26 (SPC 10)
RSR ID = 38 Sub 112 (OLR8 Subchannel 112)
Downlink Band = X-band
Uplink Band = X-band
Sampling Rate = 1000 Hz
Sampling Resolution = 16 bits

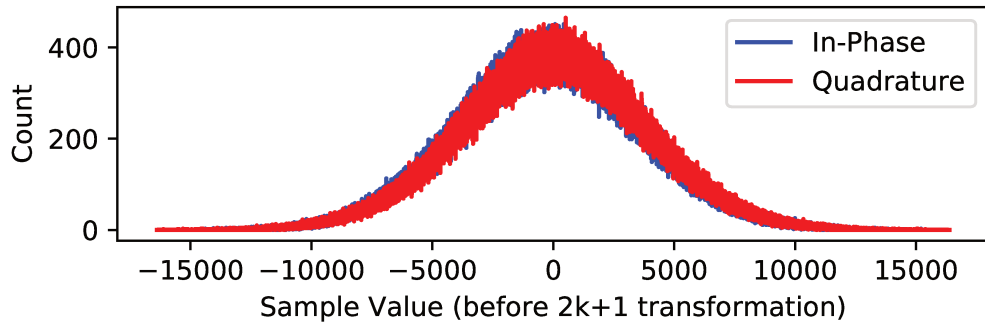
Integration settings used in plots:

FFTNA = 10
FFTNP = 1000
FFTZF = 4
Integration Time = 10.00 sec

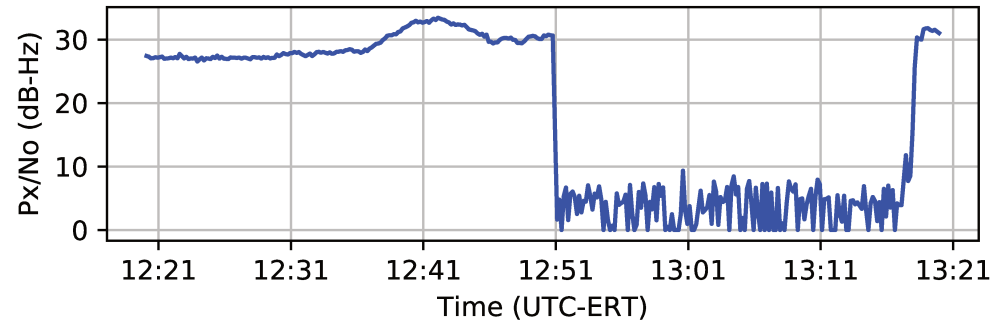
Spectrogram



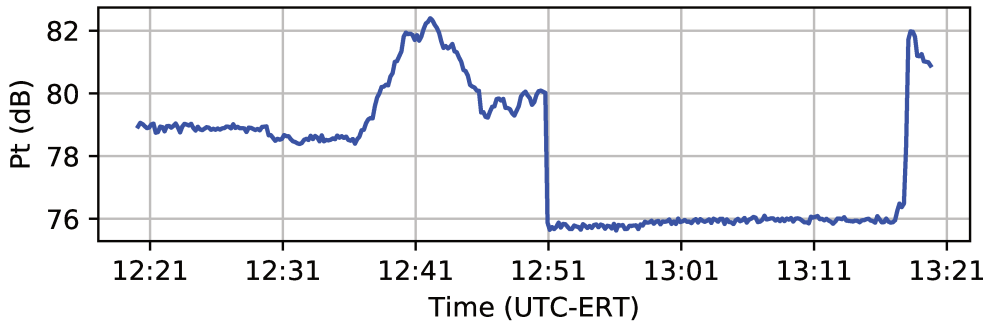
Histogram of 3600000 Samples



Signal-to-Noise of Peak Signal



Total Power in the Recording Band



Residual Frequency of Peak Signal

