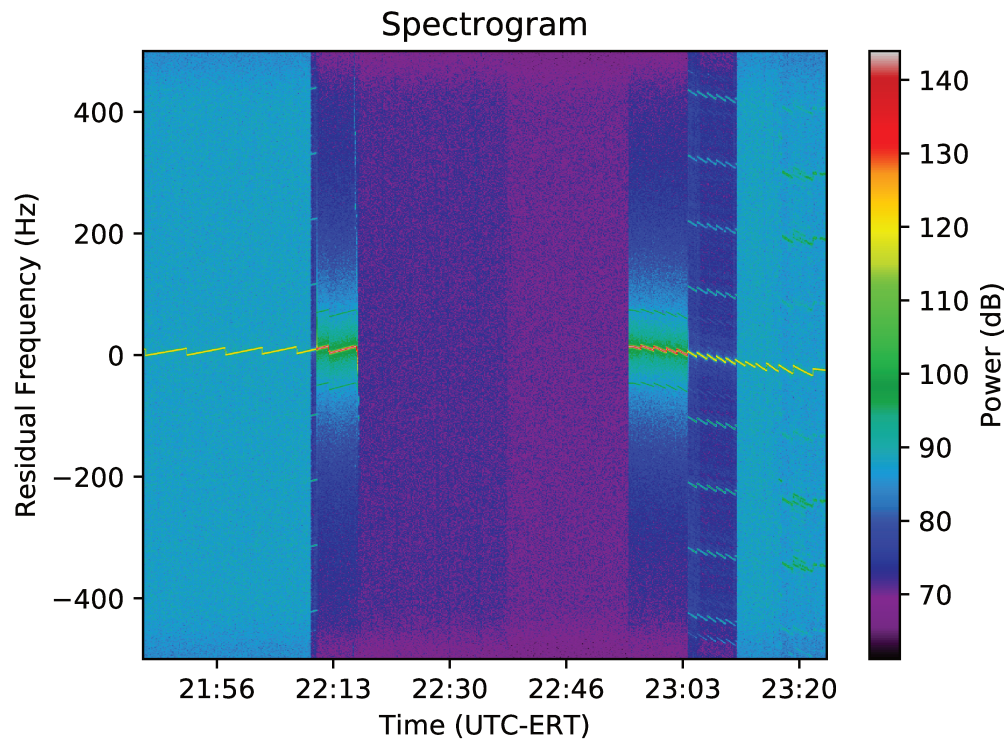


Plot Creation Date = 2023-011 21:11:02

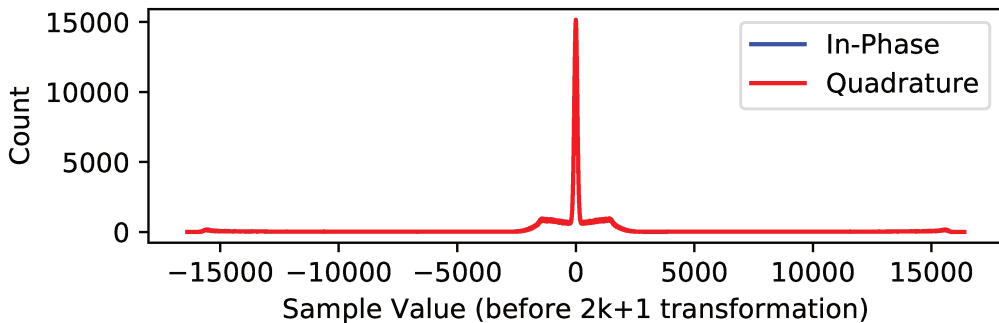
Start Time = 2022-318 21:46:01.000  
 End Time = 2022-318 23:24:00.000  
 Pass Number = 0318  
 Spacecraft ID = 202  
 DSS ID = 65 (SPC 60)  
 RSR ID = 35 Sub 32 (OLR5 Subchannel 32)  
 Downlink Band = X-band  
 Uplink Band = X-band  
 Sampling Rate = 1000 Hz  
 Sampling Resolution = 16 bits

Integration settings used in plots:

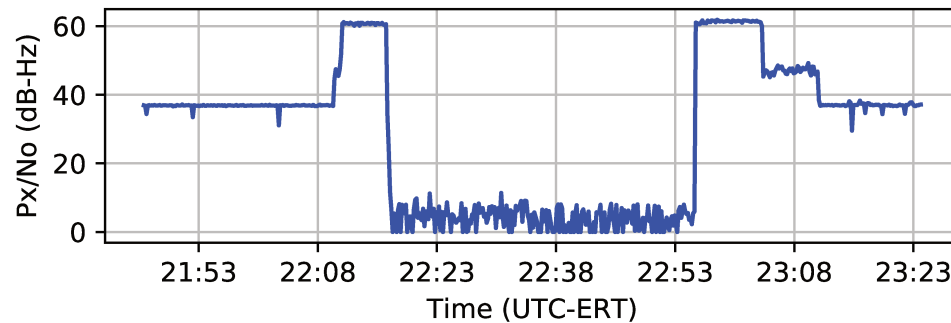
FFTNA = 10  
 FFTNP = 1000  
 FFTZF = 4  
 Integration Time = 10.00 sec



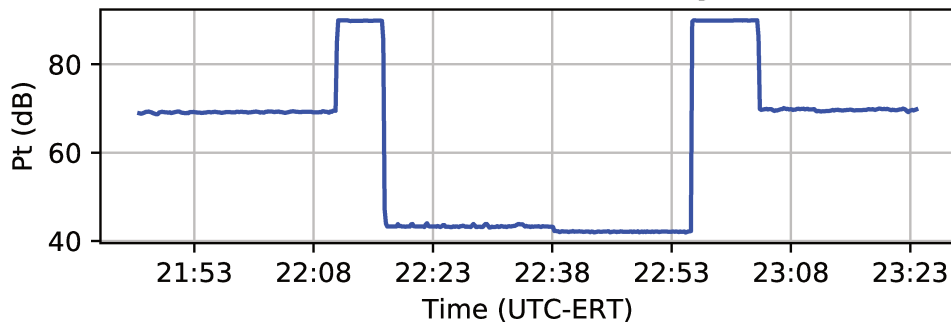
### Histogram of 5880000 Samples



### Signal-to-Noise of Peak Signal



### Total Power in the Recording Band



### Residual Frequency of Peak Signal

